



User friendly Software for Peaceful GST Compliance

GSTZen Website - <https://www.gstzen.in/>

Outline

❖ GSTZen Software Overview

- ❑ About us
- ❑ How GSTZen Works
- ❑ Data Security
- ❑ Features

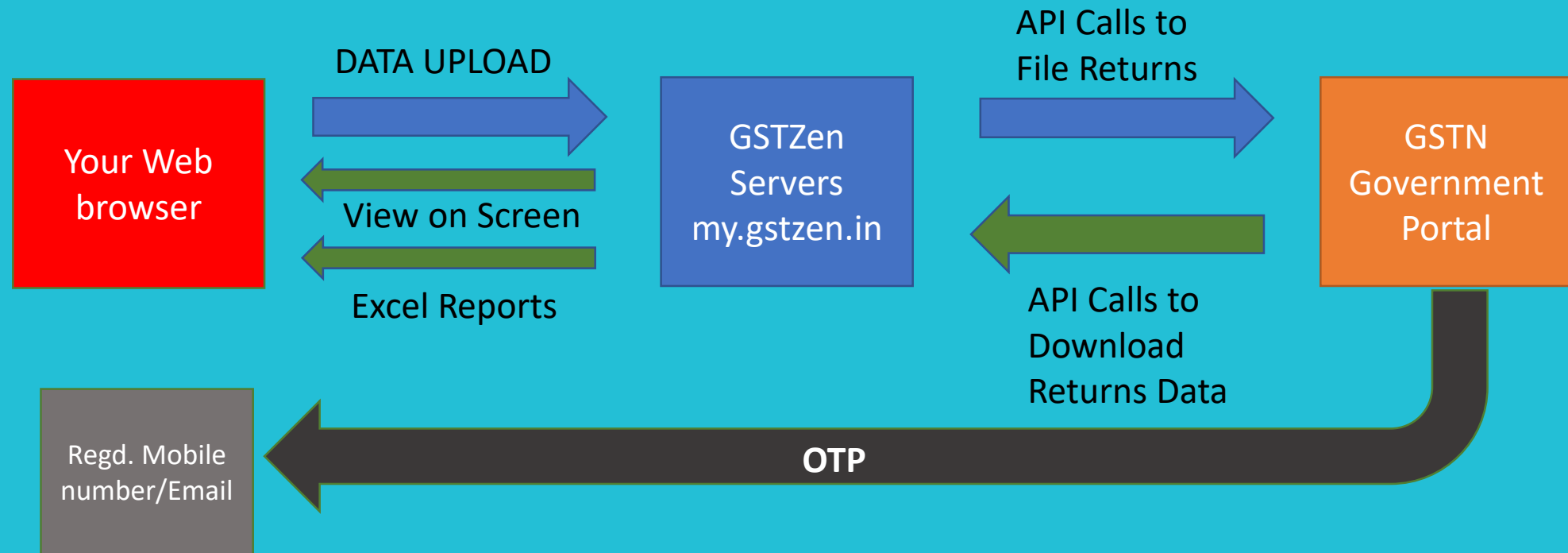
❖ GSTR-9 Annual Returns

- ❑ Fetching 2017 -18 data from Government Portal
- ❑ Review GSTZen Report
- ❑ Filling Tables 4 – 19
- ❑ Table 18 – HSN summary of Inward Supplies

About GSTZen

GSTZen provides user friendly software for individuals, tax consultants, small businesses and large companies to manage their GST compliance needs. We have thousands of customers Pan-India, and we keep adding new customers each day.

How GSTZen Works ?



Data Security

At GSTZen, the security of your data is our number one priority. GSTZen runs on Amazon Web Services (AWS) data-centers in Mumbai. Amazon provides the highest levels and quality of security and we follow industry standard best practices such as minimal privilege of user accounts, end-to-end encryption of data in transit, public and private virtual networks with all data stored in the private network, and strict firewall protection.

GSTZen Features

Reports

Consolidated YTD GSTR-1 vs 2A vs 3B Report with Auto populated GSTR-9

GSTZen downloads returns data (GSTR-1,2A and 3B) data from the Government portal and auto-populates the consolidated reports in excel format with sheets such as GSTR-1 vs 3B, GSTR-2A vs 3B, auto-populated GSTR-9 annual summary and so on

Description	Jul 2017	Aug 2017	Sep 2017	Oct 2017	Nov 2017	Dec 2017	Jan 2018	Feb 2018	Mar 2018
Domestic Outward Supply (from GSTR-1 Invoices) - Table 4, 5, 7, 9, 10, 11 in GSTR-1 vs Table 3.1 (a) in GSTR-3B									
Taxable Value (1)	0.00	0.00	0.00	0.00	9,12,400.00	18,80,000.00	1,58,900.00	1,34,455.00	0.00
Taxable Value (3B)	0.00	0.00	0.00	0.00	9,12,400.00	18,80,000.00	1,58,900.00	1,34,455.00	0.00
Taxable Value (Diff.)	0.00	0.00	0.00	0.00	0.00	0.00	0.00	0.00	-4,23,355.00
IGST (1)	0.00	0.00	0.00	0.00	0.00	0.00	0.00	0.00	0.00
IGST (3B)	0.00	0.00	0.00	0.00	1,63,800.00	3,38,400.00	25,452.00	24,201.90	23,400.00
IGST (Diff.)	0.00	0.00	0.00	0.00	0.00	-5,02,200.00	0.00	0.00	-73,053.90
CGST (1)	0.00	0.00	0.00	0.00	0.00	0.00	0.00	0.00	0.00
CGST (3B)	0.00	0.00	0.00	0.00	216.00	0.00	1,575.00	0.00	0.00
CGST (Diff.)	0.00	0.00	0.00	0.00	0.00	-216.00	0.00	0.00	-1,575.00
SGST (1)	0.00	0.00	0.00	0.00	0.00	0.00	0.00	0.00	0.00
SGST (3B)	0.00	0.00	0.00	0.00	0.00	0.00	1,575.00	0.00	0.00
SGST (Diff.)	0.00	0.00	0.00	0.00	0.00	-216.00	0.00	0.00	-1,575.00
Cess (1)	0.00	0.00	0.00	0.00	0.00	0.00	0.00	0.00	0.00
Cess (3B)	0.00	0.00	0.00	0.00	0.00	0.00	0.00	0.00	0.00
Cess (Diff.)	0.00	0.00	0.00	0.00	0.00	0.00	0.00	0.00	0.00
Domestic Outward Supply (from GSTR-1 Summary) - Table 4, 5, 7, 9, 10, 11 in GSTR-1 vs Table 3.1 (a) in GSTR-3B									
Taxable Value (1)	0.00	0.00	0.00	0.00	9,12,400.00	18,80,000.00	1,58,900.00	1,34,455.00	4,23,355.00
Taxable Value (3B)	0.00	0.00	0.00	0.00	9,12,400.00	18,80,000.00	1,58,900.00	1,34,455.00	1,30,000.00
Taxable Value (Diff.)	0.00	0.00	0.00	0.00	0.00	0.00	0.00	0.00	3,23,355.00
IGST (1)	0.00	0.00	0.00	0.00	0.00	5,02,200.00	0.00	0.00	73,053.90
IGST (3B)	0.00	0.00	0.00	0.00	1,63,800.00	3,38,400.00	25,452.00	24,201.90	23,400.00
IGST (Diff.)	0.00	0.00	0.00	0.00	0.00	-5,02,200.00	0.00	0.00	-50,346.10
CGST (1)	0.00	0.00	0.00	0.00	0.00	216.00	0.00	1,575.00	1,575.00
CGST (3B)	0.00	0.00	0.00	0.00	216.00	0.00	1,575.00	0.00	0.00
CGST (Diff.)	0.00	0.00	0.00	0.00	0.00	216.00	0.00	1,575.00	1,575.00
SGST (1)	0.00	0.00	0.00	0.00	0.00	216.00	0.00	1,575.00	1,575.00
SGST (3B)	0.00	0.00	0.00	0.00	216.00	0.00	1,575.00	0.00	0.00
SGST (Diff.)	0.00	0.00	0.00	0.00	0.00	0.00	0.00	1,575.00	1,575.00
Cess (1)	0.00	0.00	0.00	0.00	0.00	0.00	0.00	0.00	0.00
Cess (3B)	0.00	0.00	0.00	0.00	0.00	0.00	0.00	0.00	0.00
Cess (Diff.)	0.00	0.00	0.00	0.00	0.00	0.00	0.00	0.00	0.00

GSTR-1 vs GSTR-3B

Description	Jul 2017	Aug 2017	Sep 2017	Oct 2017	Nov 2017	Dec 2017	Jan 2018	Feb 2018
X - Table 4(A) (5) and 4(B) in GSTR-3B vs Y - B2B and CDN Sections of GSTR-2A								
IGST (X)	0.00	0.00	0.00	0.00	0.00	697.30	6,300.00	708.66
IGST (Y)	2,593.09	14,292.72	869.10	580.10	933.10	1,123.95	816.88	1,616.73
IGST (Diff.)	-2,593.09	-14,292.72	-869.10	-580.10	-933.10	-426.65	-5,483.12	-908.07
CGST (X)	0.00	0.00	0.00	0.00	0.00	0.00	138.74	7,736.13
CGST (Y)	89.92	290.92	148.92	89.92	6,479.92	270.42	156.66	79.13
CGST (Diff.)	-89.92	-290.92	-148.92	-89.92	-6,479.92	-270.42	-17.92	-7,657.00
SGST (X)	0.00	0.00	0.00	0.00	0.00	0.00	138.74	7,736.13
SGST (Y)	89.92	290.92	148.92	89.92	6,479.92	270.42	156.66	79.13
SGST (Diff.)	-89.92	-290.92	-148.92	-89.92	-6,479.92	-270.42	-17.92	-7,657.00
Cess (X)	0.00	0.00	0.00	0.00	0.00	0.00	0.00	0.00
Cess (Y)	0.00	0.00	0.00	0.00	0.00	0.00	0.00	0.00
Cess (Diff.)	0.00	0.00	0.00	0.00	0.00	0.00	0.00	0.00
X - Table 4(A)(2) and 4(A)(3) of GSTR-3B versus Y - Table 3.1 (a) of GSTR-3B								
IGST (X)	0.00	0.00	0.00	0.00	0.00	0.00	0.00	0.00
IGST (Y)	0.00	0.00	0.00	0.00	0.00	0.00	0.00	0.00
IGST (Diff.)	0.00	0.00	0.00	0.00	0.00	0.00	0.00	0.00
CGST (X)	0.00	0.00	28,739.70	0.00	0.00	0.00	0.00	0.00
CGST (Y)	0.00	0.00	28,739.70	0.00	0.00	0.00	0.00	0.00
CGST (Diff.)	0.00	0.00	0.00	0.00	0.00	0.00	0.00	0.00
SGST (X)	0.00	0.00	28,739.70	0.00	0.00	0.00	0.00	0.00
SGST (Y)	0.00	0.00	28,739.70	0.00	0.00	0.00	0.00	0.00
SGST (Diff.)	0.00	0.00	0.00	0.00	0.00	0.00	0.00	0.00
Cess (X)	0.00	0.00	0.00	0.00	0.00	0.00	0.00	0.00
Cess (Y)	0.00	0.00	0.00	0.00	0.00	0.00	0.00	0.00
Cess (Diff.)	0.00	0.00	0.00	0.00	0.00	0.00	0.00	0.00

GSTR-2A vs GSTR-3B

	A	B	C	D	E	F	G	H	I	J
1	FORM GSTR-9									
2	Basic Details									
3	1	Financial Year					2017-18			
4	2	GSTIN					20QXOCC9424D125			
5	3A	Legal Name					CloudZen Software Labs Pvt. Ltd.			
6	3B	Trade Name (if any)								
7	Details of Outward and inward supplies declared during the financial year									
8	(Amount in ₹ in all tables)									
9	Nature of supplies				Taxable Value	IGST	CGST	SGST	Cess	
10	1				2	5	3	4	6	
11	4	Details of advances, inward and outward supplies on which tax is payable as declared in returns								
12	A	Supplies made to un-registered persons (B2C)			-	-	-	-	-	
13	B	Supplies made to registered persons (B2B)			-	-	-	-	-	
14	C	Zero rated supply (Export) on payment of tax (except supplies to SEZs)			-	-			-	
15	D	Supply to SEZs on payment of tax			-	-			-	
16	E	Deemed Exports			-	-	-	-	-	
17	F	Advances on which tax has been paid but invoice has not been issued (not covered under (A) to (E) above)			-	-	-	-	-	
18	G	Inward supplies on which tax is to be paid on reverse charge basis			-	-	-	-	-	
19	H	Sub-total (A to G above)			-	-	-	-	-	
20	I	Credit Notes issued in respect of transactions specified in (B) to (E) above (-)			-	-	-	-	-	
21	J	Debit Notes issued in respect of transactions specified in (B) to (E) above (+)			-	-	-	-	-	
22	K	Supplies / tax declared through Amendments (+)			-	-	-	-	-	

Auto-Populated GSTR-9 Summary

GSTZen Features

Reports

GSTR-2A vs Books and GSTR-1 vs Books

Users can upload their purchase/Sales invoices (books in Excel format), download GSTR-2A/GSTR-1 data from Government portal and reconcile by running GSTZen intelligent matcher

D	E	F	G	H	I	J	K	L	M	N	O	P	Q	R	S	T	U	V	W	X	Y	Z
Supplier Filing Status	Supplier GSTIN	Supplier Name	Filing Period	Invoice Number	Invoice Date	Portal Invoice Number	Portal Invoice Date	Customer GSTIN	Place of Supply (State Code)	Reverse Charge	Record Date/Booking Date	Your Taxable Amount	Your IGST Amount	Your CGST Amount	Your SGST Amount	Your Cess Amount	Portal Taxable Amount	Portal IGST Amount	Portal CGST Amount	Portal SGST Amount	Portal Cess Amount	Match Type
Y	01TTTTTTTT	XXXXXXXXXXXX	Jul-17	XXXXXXXXXXXX	31-Jul-17	XXXXXXXXXXXX	31-Jul-17	29AXXXXXXXXXXX	29-KA	N	01-Mar-18	1694.92	305.09	0	0	0	1694.92	305.09	0	0	0	Matched
Y	01TTTTTTTT	XXXXXXXXXXXX	Sep-17	XXXXXXXXXXXX	30-Sep-17	XXXXXXXXXXXX	30-Sep-17	29AXXXXXXXXXXX	29-KA	N	01-Mar-18	140	25.2	0	0	0	140	25.2	0	0	0	Matched
Y	01TTTTTTTT	XXXXXXXXXXXX	Oct-17	XXXXXXXXXXXX	31-Oct-17	XXXXXXXXXXXX	31-Oct-17	29AXXXXXXXXXXX	29-KA	N	01-Mar-18	716.12	128.9	0	0	0	716.12	128.9	0	0	0	Matched
Y	01TTTTTTTT	XXXXXXXXXXXX	Nov-17	XXXXXXXXXXXX	30-Nov-17	XXXXXXXXXXXX	30-Nov-17	29AXXXXXXXXXXX	29-KA	N	01-Mar-18	900	162	0	0	0	900	162	0	0	0	Matched
Y	01TTTTTTTT	XXXXXXXXXXXX	Dec-17	XXXXXXXXXXXX	31-Dec-17	XXXXXXXXXXXX	31-Dec-17	29AXXXXXXXXXXX	29-KA	N	01-Mar-18	745.15	134.13	0	0	0	745.15	134.13	0	0	0	Matched
Y	01TTTTTTTT	XXXXXXXXXXXX	Jan-18	XXXXXXXXXXXX	31-Jan-18	XXXXXXXXXXXX	31-Jan-18	29AXXXXXXXXXXX	29-KA	N	01-Mar-18	600	108	0	0	0	600	108	0	0	0	Matched
Y	01TTTTTTTT	XXXXXXXXXXXX	Feb-18	XXXXXXXXXXXX	28-Feb-18	XXXXXXXXXXXX	28-Feb-18	29AXXXXXXXXXXX	29-KA	N	01-Mar-18	600	108	0	0	0	600	108	0	0	0	Matched
Y	01TTTTTTTT	XXXXXXXXXXXX	Mar-18	XXXXXXXXXXXX	31-Mar-18	XXXXXXXXXXXX	31-Mar-18	29AXXXXXXXXXXX	29-KA	N	01-Jul-18	600	108	0	0	0	600	108	0	0	0	Matched
Y	01TTTTTTTT	XXXXXXXXXXXX	Mar-18	XXXXXXXXXXXX	01-Mar-18	XXXXXXXXXXXX	01-Mar-18	29AXXXXXXXXXXX	29-KA	N	01-Jul-18	3055	153	0	0	0	3055	153	0	0	0	Matched
Y	01TTTTTTTT	XXXXXXXXXXXX	Aug-17	XXXXXXXXXXXX	19-Aug-17	XXXXXXXXXXXX	19-Aug-17	29AXXXXXXXXXXX	29-KA	N	01-Mar-18	842	42.04	0	0	0	842	42.04	0	0	0	Matched
Y	01TTTTTTTT	XXXXXXXXXXXX	Aug-17	XXXXXXXXXXXX	19-Aug-17	XXXXXXXXXXXX	19-Aug-17	29AXXXXXXXXXXX	29-KA	N	01-Mar-18	1308	65.18	0	0	0	1308	65.18	0	0	0	Matched
Y	01TTTTTTTT	XXXXXXXXXXXX	Aug-17	XXXXXXXXXXXX	19-Aug-17	XXXXXXXXXXXX	19-Aug-17	29AXXXXXXXXXXX	33-TN	N	01-Mar-18	152.54	27.45	0	0	0	152.54	27.45	0	0	0	Matched
Y	01TTTTTTTT	XXXXXXXXXXXX	Aug-17	XXXXXXXXXXXX	19-Aug-17	XXXXXXXXXXXX	19-Aug-17	29AXXXXXXXXXXX	29-KA	N	01-Mar-18	156.77	28.22	0	0	0	156.77	28.22	0	0	0	Matched
Y	01TTTTTTTT	XXXXXXXXXXXX	Nov-17	XXXXXXXXXXXX	11-Nov-17	XXXXXXXXXXXX	11-Nov-17	29AXXXXXXXXXXX	29-KA	N	01-Mar-18	562	28.1	0	0	0	562	28.1	0	0	0	Matched
Y	01TTTTTTTT	XXXXXXXXXXXX	Nov-17	XXXXXXXXXXXX	11-Nov-17	XXXXXXXXXXXX	11-Nov-17	29AXXXXXXXXXXX	29-KA	N	01-Mar-18	16.94	3.05	0	0	0	16.94	3.05	0	0	0	Matched
Y	01TTTTTTTT	XXXXXXXXXXXX	Jan-18	XXXXXXXXXXXX	02-Jan-18	XXXXXXXXXXXX	02-Jan-18	29AXXXXXXXXXXX	29-KA	N	01-Mar-18	633	31.65	0	0	0	633	31.65	0	0	0	Matched
Y	01TTTTTTTT	XXXXXXXXXXXX	Jan-18	XXXXXXXXXXXX	23-Jan-18	XXXXXXXXXXXX	23-Jan-18	29AXXXXXXXXXXX	29-KA	N	01-Mar-18	466	23.3	0	0	0	466	23.3	0	0	0	Matched
Y	01TTTTTTTT	XXXXXXXXXXXX	Jan-18	XXXXXXXXXXXX	23-Jan-18	XXXXXXXXXXXX	23-Jan-18	29AXXXXXXXXXXX	29-KA	N	01-Mar-18	76.27	13.75	0	0	0	76.27	13.75	0	0	0	Matched
Y	01TTTTTTTT	XXXXXXXXXXXX	Feb-18	XXXXXXXXXXXX	01-Feb-18	XXXXXXXXXXXX	01-Feb-18	29AXXXXXXXXXXX	29-KA	N	01-Mar-18	290	14.5	0	0	0	290	14.5	0	0	0	Matched
Y	01TTTTTTTT	XXXXXXXXXXXX	Feb-18	XXXXXXXXXXXX	03-Feb-18	XXXXXXXXXXXX	03-Feb-18	29AXXXXXXXXXXX	29-KA	N	01-Mar-18	562	28.1	0	0	0	562	28.1	0	0	0	Matched
Y	01TTTTTTTT	XXXXXXXXXXXX	Feb-18	XXXXXXXXXXXX	03-Feb-18	XXXXXXXXXXXX	03-Feb-18	29AXXXXXXXXXXX	29-KA	N	01-Mar-18	313.55	56.44	0	0	0	313.55	56.44	0	0	0	Matched
Y	01TTTTTTTT	XXXXXXXXXXXX	Feb-18	XXXXXXXXXXXX	03-Feb-18	XXXXXXXXXXXX	03-Feb-18	29AXXXXXXXXXXX	29-KA	N	01-Mar-18	1884	84.2	0	0	0	1884	84.2	0	0	0	Matched
Y	01TTTTTTTT	XXXXXXXXXXXX	Feb-18	XXXXXXXXXXXX	03-Feb-18	XXXXXXXXXXXX	03-Feb-18	29AXXXXXXXXXXX	29-KA	N	01-Mar-18	16.94	3.05	0	0	0	16.94	3.05	0	0	0	Matched
Y	01TTTTTTTT	XXXXXXXXXXXX	Feb-18	XXXXXXXXXXXX	18-Feb-18	XXXXXXXXXXXX	18-Feb-18	29AXXXXXXXXXXX	29-KA	N	01-Mar-18	1342	67.1	0	0	0	1342	67.1	0	0	0	Matched
Y	01TTTTTTTT	XXXXXXXXXXXX	Feb-18	XXXXXXXXXXXX	18-Feb-18	XXXXXXXXXXXX	18-Feb-18	29AXXXXXXXXXXX	29-KA	N	01-Mar-18	1876	93.8	0	0	0	1876	93.8	0	0	0	Matched
Y	01TTTTTTTT	XXXXXXXXXXXX	Feb-18	XXXXXXXXXXXX	19-Feb-18	XXXXXXXXXXXX	19-Feb-18	29AXXXXXXXXXXX	29-KA	N	01-Mar-18	842	42.1	0	0	0	842	42.1	0	0	0	Matched
Y	01TTTTTTTT	XXXXXXXXXXXX	Feb-18	XXXXXXXXXXXX	19-Feb-18	XXXXXXXXXXXX	19-Feb-18	29AXXXXXXXXXXX	29-KA	N	01-Mar-18	156.77	28.22	0	0	0	156.77	28.22	0	0	0	Matched
Y	01TTTTTTTT	XXXXXXXXXXXX	Aug-17	XXXXXXXXXXXX	03-Aug-17	XXXXXXXXXXXX	03-Aug-17	29AXXXXXXXXXXX	29-KA	N	01-Mar-18	40216.66	723	0	0	0	40216.66	723	0	0	0	Matched
Y	01TTTTTTTT	XXXXXXXXXXXX	Sep-17	XXXXXXXXXXXX	03-Sep-17	XXXXXXXXXXXX	03-Sep-17	29AXXXXXXXXXXX	29-KA	N	01-Mar-18	45.25	8.14	0	0	0	45.25	8.14	0	0	0	Matched
Y	01TTTTTTTT	XXXXXXXXXXXX	Sep-17	XXXXXXXXXXXX	03-Sep-17	XXXXXXXXXXXX	03-Sep-17	29AXXXXXXXXXXX	29-KA	N	01-Mar-18	3976.43	715.76	0	0	0	3976.42	715.76	0	0	0	Matched
Y	01TTTTTTTT	XXXXXXXXXXXX	Oct-17	XXXXXXXXXXXX	03-Oct-17	XXXXXXXXXXXX	03-Oct-17	29AXXXXXXXXXXX	29-KA	N	01-Mar-18	67.25	12.11	0	0	0	67.25	12.11	0	0	0	Matched
Y	01TTTTTTTT	XXXXXXXXXXXX	Oct-17	XXXXXXXXXXXX	03-Oct-17	XXXXXXXXXXXX	03-Oct-17	29AXXXXXXXXXXX	29-KA	N	01-Mar-18	30.99	5.58	0	0	0	30.99	5.58	0	0	0	Matched
Y	01TTTTTTTT	XXXXXXXXXXXX	Oct-17	XXXXXXXXXXXX	03-Oct-17	XXXXXXXXXXXX	03-Oct-17	29AXXXXXXXXXXX	29-KA	N	01-Mar-18	3897.29	701.51	0	0	0	3897.29	701.51	0	0	0	Matched
Y	01TTTTTTTT	XXXXXXXXXXXX	Nov-17	XXXXXXXXXXXX	03-Nov-17	XXXXXXXXXXXX	03-Nov-17	29AXXXXXXXXXXX	29-KA	N	01-Mar-18	4004.72	720.85	0	0	0	4004.73	720.85	0	0	0	Matched
Y	01TTTTTTTT	XXXXXXXXXXXX	Nov-17	XXXXXXXXXXXX	03-Nov-17	XXXXXXXXXXXX	03-Nov-17	29AXXXXXXXXXXX	29-KA	N	01-Mar-18	106.11	19.1	0	0	0	106.11	19.1	0	0	0	Matched

out **GSTR-2 Invoice Reconciliation** **GSTR-2 CN-DN Reconciliation** **GSTR-2A By Vendor** **+**

B	C	D	E	F	G	H	I	J	K	L	M	N	O	P	Q	R	S	T	U	V
Amend d / Cancell d	Filing Period	Is Export?	B2B Invoice Type	Customer GSTIN	Customer Name	Invoice Number	Invoice Date	Place of Supply (State Code)	Reverse Charge	Your Taxable Amount	Your IGST Amount	Your CGST Amount	Your SGST Amount	Your Cess Amount	Portal Taxable Amount	Portal IGST Amount	Portal CGST Amount	Portal SGST Amount	Portal Cess Amount	Match Type
N	Apr-18	N	R	29XXXXXXXXXX	Acme INC	AAB8CC	10-Apr-18	33-TN	N	3500	630	0	0	0	3500	630	0	0	0	Matched
N	Apr-18	N	R	29XXXXXXXXXX	Acme INC	AAB8CC	10-Apr-18	33-TN	N	130000	23400	0	0	0	130000	23400	0	0	0	Matched
N	Apr-18	N	R	29XXXXXXXXXX	Acme INC	AAB8CC	11-Apr-18	33-TN	N	1250	225	0	0	0	1250	225	0	0	0	Matched
N	Apr-18	N	R	29XXXXXXXXXX	Acme INC	AAB8CC	11-Apr-18	33-TN	N	5000	900	0	0	0	5000	900	0	0	0	Matched
N	Apr-18	N	R	29XXXXXXXXXX	Acme INC	AAB8CC	27-Apr-18	33-TN	N	2400	432	0	0	0	2400	432	0	0	0	Matched
N	May-18	N	R	29XXXXXXXXXX	Acme INC	AAB8CC	03-May-18	33-TN	N	2400	432	0	0	0	2400	432	0	0	0	Matched
N	May-18	N	R	29XXXXXXXXXX	Acme INC	AAB8CC	07-May-18	33-TN	N	15000	0	1350	1350	0	15000	0	1350	1350	0	Matched
N	May-18	N	R	29XXXXXXXXXX	Acme INC	AAB8CC	15-May-18	33-TN	N	2500	0	225	225	0	2500	0	225	225	0	Matched
N	May-18	N	R	29XXXXXXXXXX	Acme INC	AAB8CC	18-May-18	33-TN	N	2500	450	0	0	0	2500	450	0	0	0	Matched
N		N				AAB8CC	23-May-18	33-TN	N	40	3.6	3.6								Only in Ours
N		N				AAB8CC	23-May-18	33-TN	N	150	13.5	13.5								Only in Ours
N	May-18	N	R	29XXXXXXXXXX	Acme INC	AAB8CC	23-May-18	33-TN	N	40	7.2	0	0	0	40	7.2	0	0	0	Matched
N		N				AAB8CC	23-May-18	33-TN	N	10	0.9	0.9								Only in Ours
N	May-18	N	R	29XXXXXXXXXX	Acme INC	AAB8CC	23-May-18	33-TN	N	20	3.6	0	0	0	20	3.6	0	0	0	Matched
N		N				AAB8CC	23-May-18	33-TN	N	45	4.05	4.05								Only in Ours
N		N				AAB8CC	23-May-18	33-TN	N	20	1.8	1.8								Only in Ours
N		N				AAB8CC	23-May-18	33-TN	N	6	0.54	0.54								Only in Ours
N		N				AAB8CC	23-May-18	33-TN	N	32	2.88	2.88								Only in Ours
N		N				AAB8CC	23-May-18	33-TN	N	1	0.09	0.09								Only in Ours
N		N				AAB8CC	23-May-18	33-TN	N	15	1.35	1.35								Only in Ours
N		N				AAB8CC	23-May-18	33-TN	N	5	0.45	0.45								Only in Ours
N		N				AAB8CC	23-May-18	33-TN	N	20	1.8	1.8								Only in Ours
N		N				AAB8CC	23-May-18	33-TN	N	80	7.2	7.2								Only in Ours
N		N				AAB8CC	23-May-18	33-TN	N	40	3.6	3.6								Only in Ours
N		N				AAB8CC	23-May-18	33-TN	N	180	32.4	1.8	1.8							Only in Ours
N		N				AAB8CC	23-May-18	33-TN	N	20	3.6	3.6								Only in Ours

About **GSTR-1 Invoice Reconciliation** **GSTR-1 CN-DN Reconciliation** **GSTR-1 By Customer** **+**

GSTR-2A vs Books Reconciliation Output Excel

GSTR-1 vs Books Reconciliation Output Excel

GSTZen's USP

- Processing Speed –
 - Upload of Records to Government portal – 50,000/5 minutes
 - Download of Records from Government portal – 1,00,000/5 minutes
- Bulk Upload of Invoices across Business Units in a single file
- Priority Customer Support – Email, Chat, Phone and Screen-Sharing
- Reminder Emails to vendors about Unfiled invoices
- Additional (optional) fields such as GL number, Department, SAP document number to help with reconciliation
- OTP auto-forwarding feature eliminates need to type OTP to login to Government portal

GSTR-9 Preparation

Sign Up with GSTZen – [How to Signup with GSTZen](#)

Sign up at GSTZen

Sign up below to start managing your GST compliance. When you sign up,

1. GSTZen will create an exclusive portal for you and your customers
2. You will be added as administrator of your portal
3. You will be sent an confirmation email to activate your account

By signing here, you agree to our [terms and conditions](#).


First name*

Last name*

Company / Firm

The name of the business entity you are signing up on behalf of. Leave it blank if you

Login with GSTZen – [How to Login to GSTZen](#)



Sign In

E-mail*

Password*

Sign In

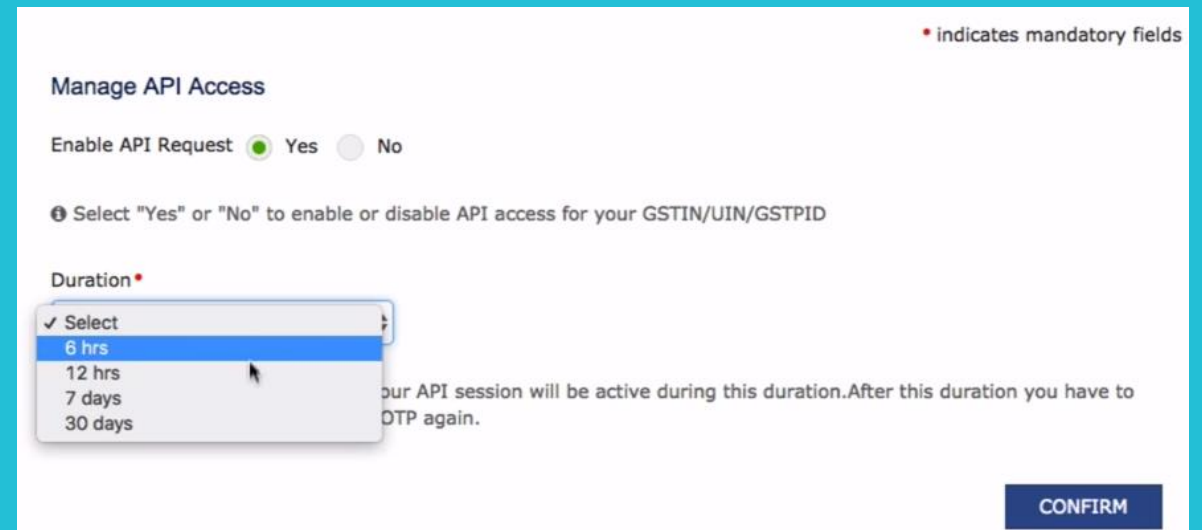
[Forgot Password?](#)

GSTR-9 Preparation

Add GSTIN – How to Add GSTIN



Enable API access on Govt Portal – How to Enable API access

A screenshot of the "Manage API Access" form. At the top right, a red asterisk indicates mandatory fields. The form title is "Manage API Access". Below it, there is a section "Enable API Request" with two radio buttons: "Yes" (selected) and "No". A help icon and text state: "Select 'Yes' or 'No' to enable or disable API access for your GSTIN/UIN/GSTPID". The "Duration" field is marked as mandatory and has a dropdown menu open showing options: "Select", "6 hrs", "12 hrs", "7 days", and "30 days". A mouse cursor is pointing at the "6 hrs" option. Below the dropdown, a note says: "Your API session will be active during this duration. After this duration you have to login with OTP again." At the bottom right, there is a blue "CONFIRM" button.

GSTR-9 Preparation Steps

GSTR-9 - Annual Return (2017-18)

Due Date 31-Dec-2018 **Upcoming**

[Update Filing Date](#)

STEP 1 - Prepare Data

Download 2017-18 details from Government Portal into GSTZen

[Click here for 2017-18](#)

[Click here for 2018-19](#)

STEP 2 - Review auto-populated details

[Download 2017-18 Report with GSTR-9 XLS](#)

STEP 3 - Fill your GSTR-9 Form

STEP-1 Download Data from Govt Portal

Before Downloading Data from Govt Portal

Tax Return Details				
Select items for download and Click here →				Download from Government Portal
Month	Tax Return	Information	Download Status	
Jul 2017	GSTR-1	Return Summary	Not Downloaded	<input checked="" type="checkbox"/>
		B2B Invoices	Not Downloaded	<input type="checkbox"/>
		B2C (Small) Invoices	Not Downloaded	<input type="checkbox"/>
		Credit/Debit Notes (Registered)	Not Downloaded	<input type="checkbox"/>
		Export Invoices	Not Downloaded	<input type="checkbox"/>
	GSTR-3B	Return Summary	Not Downloaded	<input checked="" type="checkbox"/>
	GSTR-2A	B2B Invoices	Not Downloaded	<input checked="" type="checkbox"/>
Aug 2017	GSTR-1	Not Applicable		
	GSTR-3B	Return Summary	Not Downloaded	<input type="checkbox"/>
	GSTR-2A	B2B Invoices	Not Downloaded	<input type="checkbox"/>

After Downloading Data from Govt Portal

Tax Return Details				
Select items for download and Click here →				Download from Government Portal
Month	Tax Return	Information	Download Status	
Jul 2017	GSTR-1	Return Summary	✓ Downloaded 2 months, 3 weeks ago	
		B2B Invoices	Not Present ⓘ	
		B2C (Small) Invoices	Not Present ⓘ	
		Credit/Debit Notes (Registered)	Not Present ⓘ	
		Export Invoices	Not Present ⓘ	
	GSTR-3B	Return Summary	✓ Downloaded 4 months ago	
	GSTR-2A	B2B Invoices	✓ Downloaded 5 months ago	
Aug 2017	GSTR-1	Not Applicable		
	GSTR-3B	Return Summary	✓ Downloaded 4 months ago	
	GSTR-2A	B2B Invoices	✓ Downloaded 5 months ago	

STEP – 1a Review the downloaded Report

GSTR-1 By Customer

Doc. Type	Invoice Month	Filing Period	Invoice Type	Customer GSTIN	Customer Name	POS State	Reverse Charge	Tax Rate	Filing Status	Your Taxable Amount	Your IGST Amount	Your CGST Amount	Your SGST Amount
I	Jul-17	Jul-17	R	XXXXXXXXXX	XXXXXXXXXX	08-RJ	N	12.00		11,397.00	1,367.64	0.00	0.00
I	Jul-17	Jul-17	R	XXXXXXXXXX	XXXXXXXXXX	08-RJ	N	18.00		16,468.00	2,964.24	0.00	0.00
I	Jul-17	Jul-17	R	XXXXXXXXXX	XXXXXXXXXX	08-RJ	N	18.00		19,938.00	3,570.84	0.00	0.00
I	Jul-17	Jul-17	R	XXXXXXXXXX	XXXXXXXXXX	08-RJ	N	28.00		19,153.00	5,362.84	0.00	0.00
I	Jul-17	Jul-17	R	XXXXXXXXXX	XXXXXXXXXX	08-RJ	N	5.00		24,403.00	1,220.15	0.00	0.00
I	Jul-17	Jul-17	R	XXXXXXXXXX	XXXXXXXXXX	08-RJ	N	12.00		10,150.00	1,218.00	0.00	0.00
I	Jul-17	Jul-17	R	XXXXXXXXXX	XXXXXXXXXX	08-RJ	N	18.00		16,293.00	2,932.74	0.00	0.00
I	Jul-17	Jul-17	R	XXXXXXXXXX	XXXXXXXXXX	08-RJ	N	28.00		9,634.00	2,697.52	0.00	0.00
I	Jul-17	Jul-17	R	XXXXXXXXXX	XXXXXXXXXX	08-RJ	N	5.00		16,657.00	832.85	0.00	0.00
I	Jul-17	Jul-17	R	XXXXXXXXXX	XXXXXXXXXX	08-RJ	N	12.00		21,578.00	2,589.36	0.00	0.00
I	Jul-17	Jul-17	R	XXXXXXXXXX	XXXXXXXXXX	08-RJ	N	18.00		1,912.00	344.16	0.00	0.00
I	Jul-17	Jul-17	R	XXXXXXXXXX	XXXXXXXXXX	08-RJ	N	28.00		744.00	208.32	0.00	0.00
I	Jul-17	Jul-17	R	XXXXXXXXXX	XXXXXXXXXX	08-RJ	N	5.00		4,452.00	222.60	0.00	0.00
I	Jul-17	Jul-17	R	XXXXXXXXXX	XXXXXXXXXX	08-RJ	N	12.00		2,121.00	254.52	0.00	0.00
I	Jul-17	Jul-17	R	XXXXXXXXXX	XXXXXXXXXX	08-RJ	N	18.00		17,439.00	3,138.02	0.00	0.00
I	Jul-17	Jul-17	R	XXXXXXXXXX	XXXXXXXXXX	08-RJ	N	28.00		12,792.00	3,581.76	0.00	0.00
I	Jul-17	Jul-17	R	XXXXXXXXXX	XXXXXXXXXX	08-RJ	N	5.00		34,956.00	1,747.80	0.00	0.00
I	Jul-17	Jul-17	R	XXXXXXXXXX	XXXXXXXXXX	08-RJ	N	12.00		47,330.00	5,679.60	0.00	0.00
I	Jul-17	Jul-17	R	XXXXXXXXXX	XXXXXXXXXX	08-RJ	N	18.00		5,370.00	966.60	0.00	0.00
I	Jul-17	Jul-17	R	XXXXXXXXXX	XXXXXXXXXX	08-RJ	N	28.00		54,897.00	15,371.16	0.00	0.00
I	Jul-17	Jul-17	R	XXXXXXXXXX	XXXXXXXXXX	08-RJ	N	12.00		1,330.00	159.60	0.00	0.00
I	Jul-17	Jul-17	R	XXXXXXXXXX	XXXXXXXXXX	08-RJ	N	5.00		15,530.00	776.50	0.00	0.00
I	Jul-17	Jul-17	R	XXXXXXXXXX	XXXXXXXXXX	08-RJ	N	28.00		3,870.00	1,083.60	0.00	0.00
I	Jul-17	Jul-17	R	XXXXXXXXXX	XXXXXXXXXX	08-RJ	N	5.00		2,508.00	125.40	0.00	0.00
I	Jul-17	Jul-17	R	XXXXXXXXXX	XXXXXXXXXX	08-RJ	N	12.00		11,697.00	1,403.64	0.00	0.00
I	Jul-17	Jul-17	R	XXXXXXXXXX	XXXXXXXXXX	08-RJ	N	18.00		16,092.00	2,896.56	0.00	0.00
I	Jul-17	Jul-17	R	XXXXXXXXXX	XXXXXXXXXX	08-RJ	N	5.00		20,771.00	1,438.55	0.00	0.00
I	Jul-17	Jul-17	R	XXXXXXXXXX	XXXXXXXXXX	08-RJ	N	12.00		6,843.00	821.16	0.00	0.00
I	Jul-17	Jul-17	R	XXXXXXXXXX	XXXXXXXXXX	08-RJ	N	28.00		6,302.00	1,764.56	0.00	0.00
I	Jul-17	Jul-17	R	XXXXXXXXXX	XXXXXXXXXX	08-RJ	N	5.00		6,103.00	305.15	0.00	0.00
I	Jul-17	Jul-17	R	XXXXXXXXXX	XXXXXXXXXX	08-RJ	N	12.00		4,927.00	591.24	0.00	0.00
I	Jul-17	Jul-17	R	XXXXXXXXXX	XXXXXXXXXX	08-RJ	N	18.00		15,075.00	2,713.50	0.00	0.00
I	Jul-17	Jul-17	R	XXXXXXXXXX	XXXXXXXXXX	08-RJ	N	28.00		4,120.00	1,153.60	0.00	0.00
I	Jul-17	Jul-17	R	XXXXXXXXXX	XXXXXXXXXX	08-RJ	N	12.00		8,064.00	967.68	0.00	0.00
I	Jul-17	Jul-17	R	XXXXXXXXXX	XXXXXXXXXX	08-RJ	N	28.00		28,601.00	8,008.28	0.00	0.00

GSTR-3B Consolidated

Description	Apr-17	May-17	Jun-17	Jul-17	Aug-17	Sep-17	Oct-17
3.1 (a) Outward taxable supplies (other than zero rated, nil rated)							
Taxable Value	0.00	0.00	0.00	0.00	0.00	0.00	0.00
IGST	0.00	0.00	0.00	0.00	0.00	0.00	0.00
CGST	0.00	0.00	0.00	0.00	0.00	0.00	0.00
SGST	0.00	0.00	0.00	0.00	0.00	0.00	0.00
Cess	0.00	0.00	0.00	0.00	0.00	0.00	0.00
3.1 (b) Outward taxable supplies (zero rated)							
Taxable Value	0.00	0.00	0.00	0.00	0.00	0.00	0.00
IGST	0.00	0.00	0.00	0.00	0.00	0.00	0.00
Cess	0.00	0.00	0.00	0.00	0.00	0.00	0.00
3.1 (c) Other outward supplies (Nil rated, exempt)							
Value	0.00	0.00	0.00	0.00	0.00	0.00	0.00
3.1 (d) Inward supplies (liable to reverse charge)							
Taxable Value	0.00	0.00	0.00	0.00	0.00	0.00	0.00
IGST	0.00	0.00	0.00	0.00	0.00	0.00	0.00
CGST	0.00	0.00	0.00	0.00	0.00	0.00	0.00
SGST	0.00	0.00	0.00	0.00	0.00	0.00	0.00
Cess	0.00	0.00	0.00	0.00	0.00	0.00	0.00
3.1 (e) Non-GST outward supplies							
Value	0.00	0.00	0.00	0.00	0.00	0.00	0.00
4 (A) ITC Available - (1) Import of goods							
IGST	0.00	0.00	0.00	0.00	0.00	0.00	0.00

Auto-Populated GSTR-9 Summary

	A	B	C	D	E	F	G	H	I	J	
1	FORM GSTR-9										
2	Basic Details										
3	1	Financial Year	2017-18								
4	2	GSTIN	20QXOCC9424D1Z5								
5	3A	Legal Name	CloudZen Software Labs Pvt. Ltd.								
6	3B	Trade Name (if any)									
7	Details of Outward and inward supplies declared during the financial year										
8			(Amount in ₹ in all tables)								
9		Nature of supplies	Taxable Value	IGST	CGST	SGST	Cess				
10		1	2	5	3	4	6				
11	4	Details of advances, inward and outward supplies on which tax is payable as declared in returns									
12	A	Supplies made to un-registered persons (B2C)	-	-	-	-	-				
13	B	Supplies made to registered persons (B2B)	-	-	-	-	-				
14	C	Zero rated supply (Export) on payment of tax (except supplies to SEZs)	-	-			-				
15	D	Supply to SEZs on payment of tax	-	-			-				
16	E	Deemed Exports	-	-	-	-	-				
17	F	Advances on which tax has been paid but invoice has not been issued (not covered under (A) to (E) above)	-	-	-	-	-				
18	G	Inward supplies on which tax is to be paid on reverse charge basis	-	-	-	-	-				
19	H	Sub-total (A to G above)	-	-	-	-	-				
20	I	Credit Notes issued in respect of transactions specified in (B) to (E) above (-)	-	-	-	-	-				
21	J	Debit Notes issued in respect of transactions specified in (B) to (E) above (+)	-	-	-	-	-				
22	K	Supplies / tax declared through Amendments (+)	-	-	-	-	-				

STEP – 2 Prepare GSTR-9 data and HSN Summary

GSTR-9 Return Data Preparation

PART II - Details of Outward and inward supplies declared during the financial year

Table 4
Details of advances, inward and outward supplies on which tax is payable as declared in returns filed during the financial year

Taxable Value	IGST	CGST	SGST	Cess
(A) Supplies made to un-registered persons (B2C)				
(B) Supplies made to registered persons (B2B)				
(C) Zero rated supply (Export) on payment of tax (except supplies to SEZs)				
(D) Supply to SEZs on payment of tax				

Table 18 HSN summary

GSTR-9 HSN/SAC Summary Upload HSN/SAC Summary XLS							
HSN Code	Quantity	Unit	Taxable Amount	IGST Amount	CGST Amount	SGST Amount	Cess Am
1204	547.000	UNT	33,417.74	44.54	813.53	813.53	
1702	377.000	UNT	10,141.65	0.00	912.07	912.07	
1901	1188.000	UNT	188,733.22	0.00	16,985.99	16,985.99	
1905	1.000	UNT	221.72	16.28	0.00	0.00	
2009	2853.000	UNT	420,214.67	434.02	24,987.67	24,987.67	
2106	98679.000	UNT	1,265,948.14	1,317.50	112,423.26	112,423.26	
2501	2938.000	UNT	72,248.13	186.94	2,974.47	2,974.47	
2710	555.000	UNT	32,662.19	41.04	2,919.05	2,919.05	
2810	48.000	UNT	399.05	0.00	35.97	35.97	